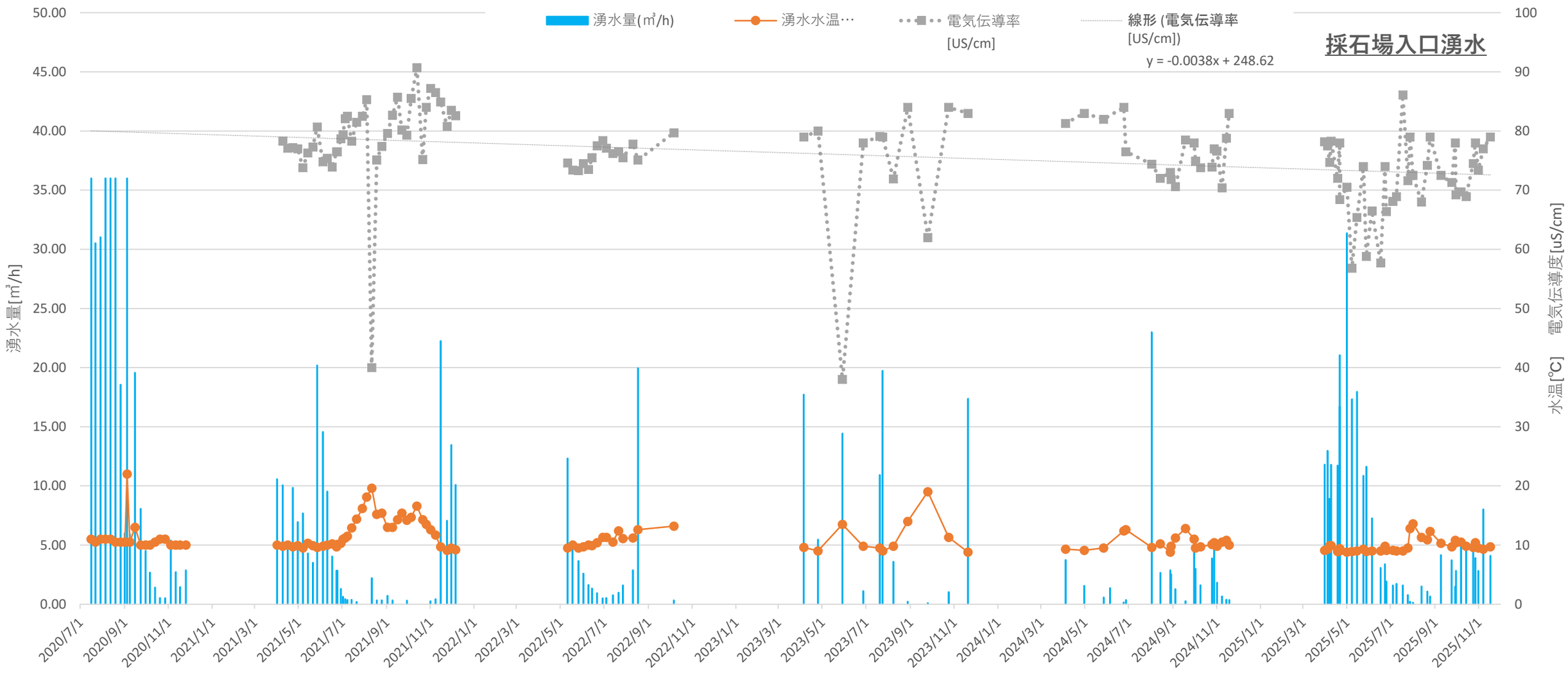
採石場入口湧水
湧水量(㎥/h)
湧水水温…
電気伝導率 [US/cm]
線形 (電気伝導率 [US/cm])
y = -0.0038x + 248.62
湧水量[㎥/h]
水温[℃]
電気伝導度[uS/cm]
50.00
45.00
40.00
35.00
30.00
25.00
20.00
15.00
10.00
5.00
0.00
100
90
80
70
60
50
40
30
20
10
0
2020/7/1
2020/9/1
2020/11/1
2021/1/1
2021/3/1
2021/5/1
2021/7/1
2021/9/1
2021/11/1
2022/1/1
2022/3/1
2022/5/1
2022/7/1
2022/9/1
2022/11/1
2023/1/1
2023/3/1
2023/5/1
2023/7/1
2023/9/1
2023/11/1
2024/1/1
2024/3/1
2024/5/1
2024/7/1
2024/9/1
2024/11/1
2025/1/1
2025/3/1
2025/5/1
2025/7/1
2025/9/1
2025/11/1

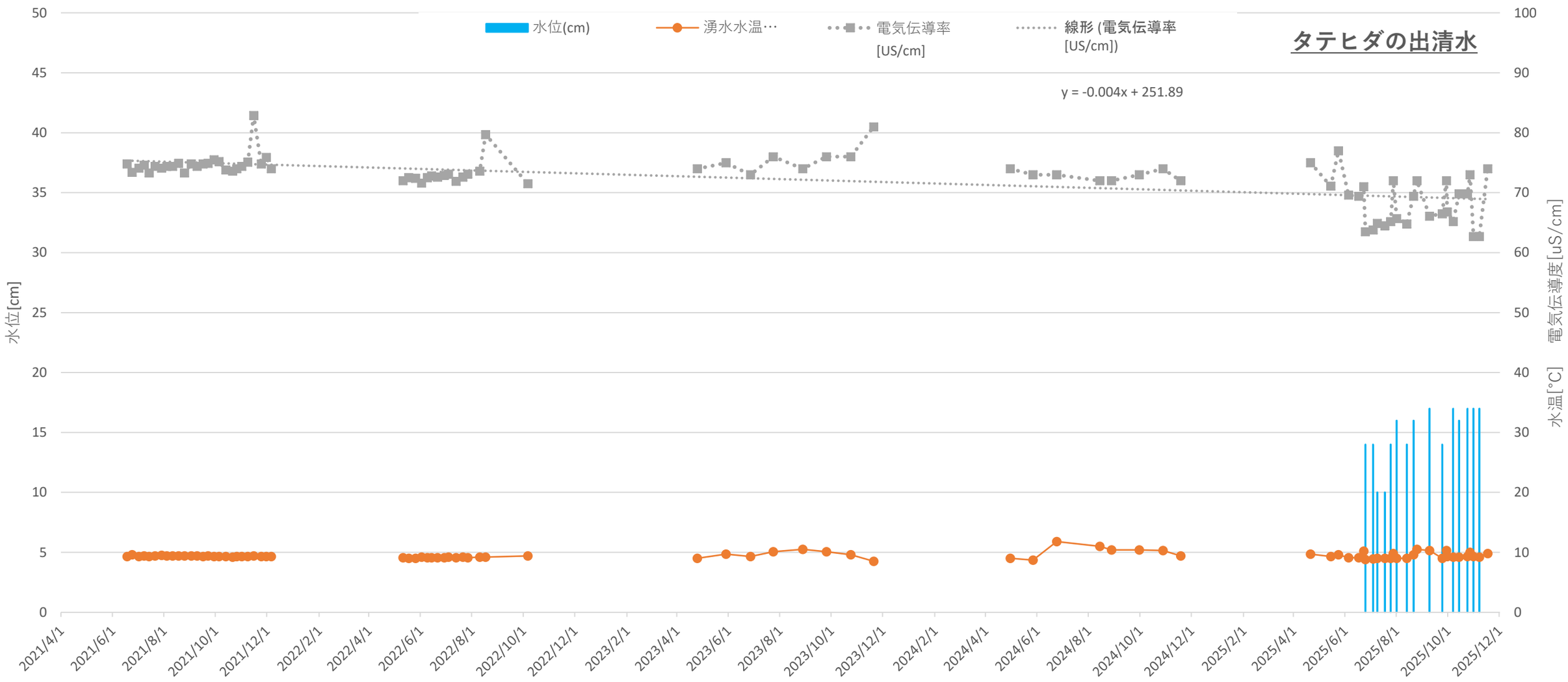
タテヒダの出清水
水位(cm)
湧水水温…
電気伝導率 [US/cm]
線形 (電気伝導率 [US/cm])
y = -0.004x + 251.89
水位[cm]
電気伝導度[uS/cm]
水温[°C]
50
45
40
35
30
25
20
15
10
5
0
100
90
80
70
60
50
40
30
20
10
0
2021/4/1
2021/6/1
2021/8/1
2021/10/1
2021/12/1
2022/2/1
2022/4/1
2022/6/1
2022/8/1
2022/10/1
2022/12/1
2023/2/1
2023/4/1
2023/6/1
2023/8/1
2023/10/1
2023/12/1
2024/2/1
2024/4/1
2024/6/1
2024/8/1
2024/10/1
2024/12/1
2025/2/1
2025/4/1
2025/6/1
2025/8/1
2025/10/1
2025/12/1

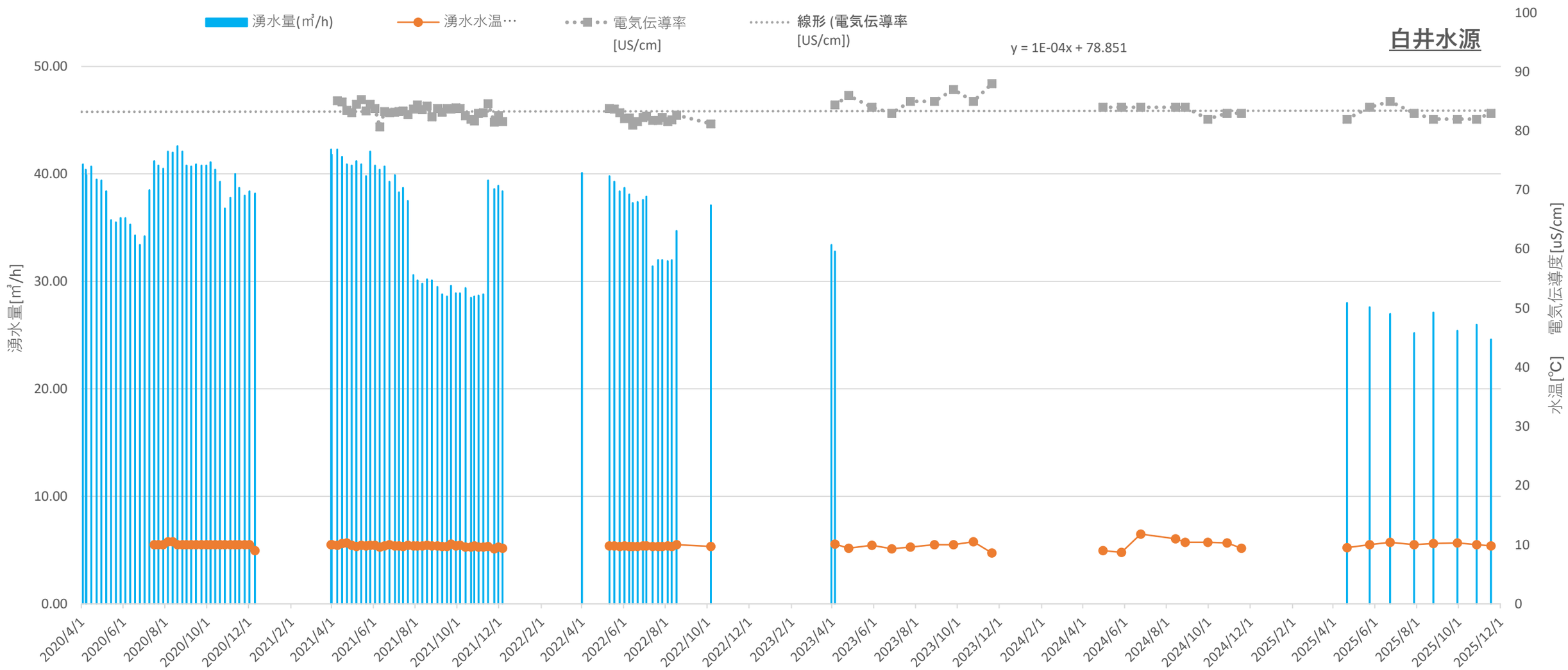
白井水源
湧水量(㎥/h)
湧水水温…
電気伝導率 [US/cm]
線形 (電気伝導率 [US/cm])
y = 1E-04x + 78.851
湧水量[㎥/h]
水温[℃]　電気伝導度[uS/cm]
50.00
40.00
30.00
20.00
10.00
0.00
100
90
80
70
60
50
40
30
20
10
0
2020/4/1
2020/6/1
2020/8/1
2020/10/1
2020/12/1
2021/2/1
2021/4/1
2021/6/1
2021/8/1
2021/10/1
2021/12/1
2022/2/1
2022/4/1
2022/6/1
2022/8/1
2022/10/1
2022/12/1
2023/2/1
2023/4/1
2023/6/1
2023/8/1
2023/10/1
2023/12/1
2024/2/1
2024/4/1
2024/6/1
2024/8/1
2024/10/1
2024/12/1
2025/2/1
2025/4/1
2025/6/1
2025/8/1
2025/10/1
2025/12/1

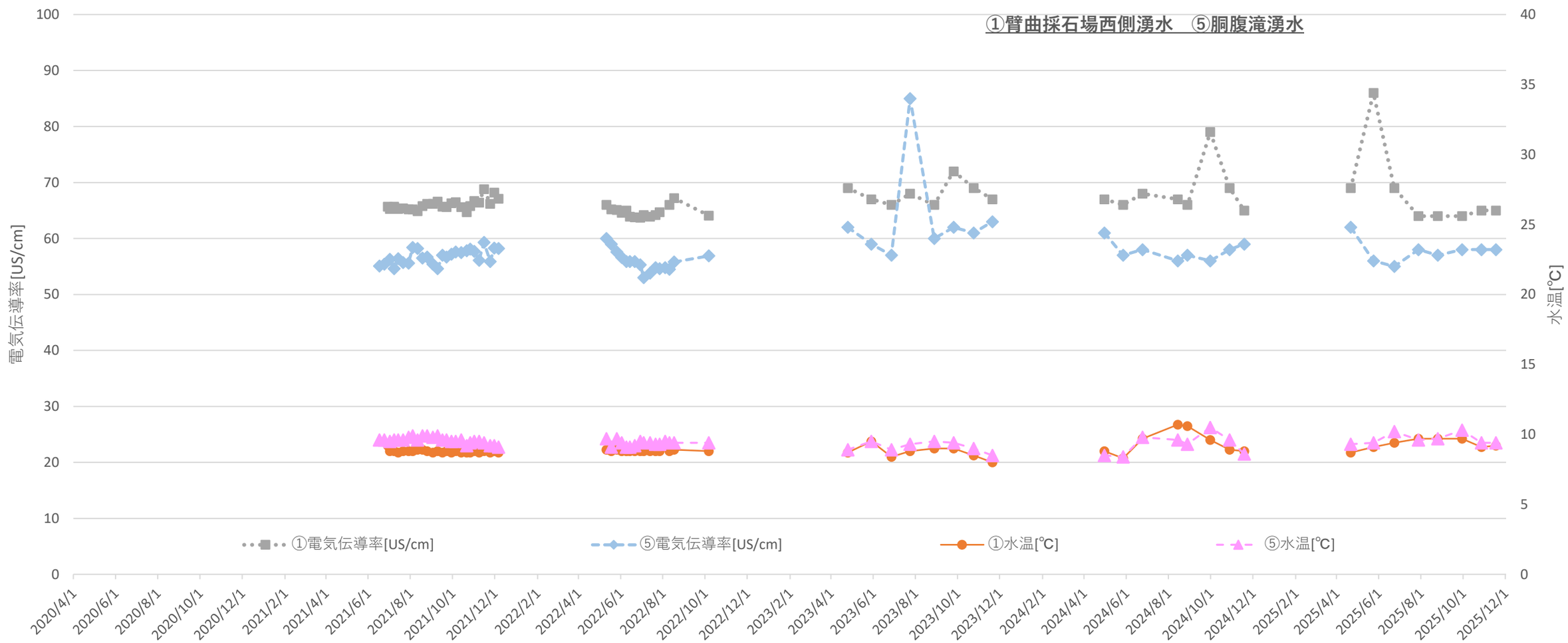
①臂曲採石場西側湧水　⑤胴腹滝湧水
電気伝導率[US/cm]
水温[℃]
100
90
80
70
60
50
40
30
20
10
0
40
35
30
25
20
15
10
5
0
①電気伝導率[US/cm]
⑤電気伝導率[US/cm]
①水温[℃]
⑤水温[℃]
2020/4/1
2020/6/1
2020/8/1
2020/10/1
2020/12/1
2021/2/1
2021/4/1
2021/6/1
2021/8/1
2021/10/1
2021/12/1
2022/2/1
2022/4/1
2022/6/1
2022/8/1
2022/10/1
2022/12/1
2023/2/1
2023/4/1
2023/6/1
2023/8/1
2023/10/1
2023/12/1
2024/2/1
2024/4/1
2024/6/1
2024/8/1
2024/10/1
2024/12/1
2025/2/1
2025/4/1
2025/6/1
2025/8/1
2025/10/1
2025/12/1